



# Setting up WiFi eduroam at UdG

**IT Service**

**V 0.1 - 15/04/2026**

# Introduction

## What is eduroam?

**eduroam** is a WiFi Internet access roaming service available to people affiliated with research and higher education institutions members of GEANT, the European computer network for research and education.

**eduroam** makes the mobility and connectivity of the members of the participating institutions easier. When a user from one participating institution moves to another, they have access to the Internet through the networks of the other institution.

The University of Girona participates in the initiative by giving access to its own users and to the users of the other institutions participating in **eduroam**.

## How to use eduroam at the UdG?

1. If your organization is adhered to the **eduroam** initiative and you have configured your device to use **eduroam**, you only have to connect to the WiFi network named: **eduroam**. To find out if your institution is affiliated, you can check the link <https://eduroam.org/where/> or ask directly at your organisation's IT services.
2. If your organisation is a member of the **eduroam** initiative but you do not have your device configured to use **eduroam**, you must configure it. To do this, you need to follow **your institution's** eduroam setup guide.

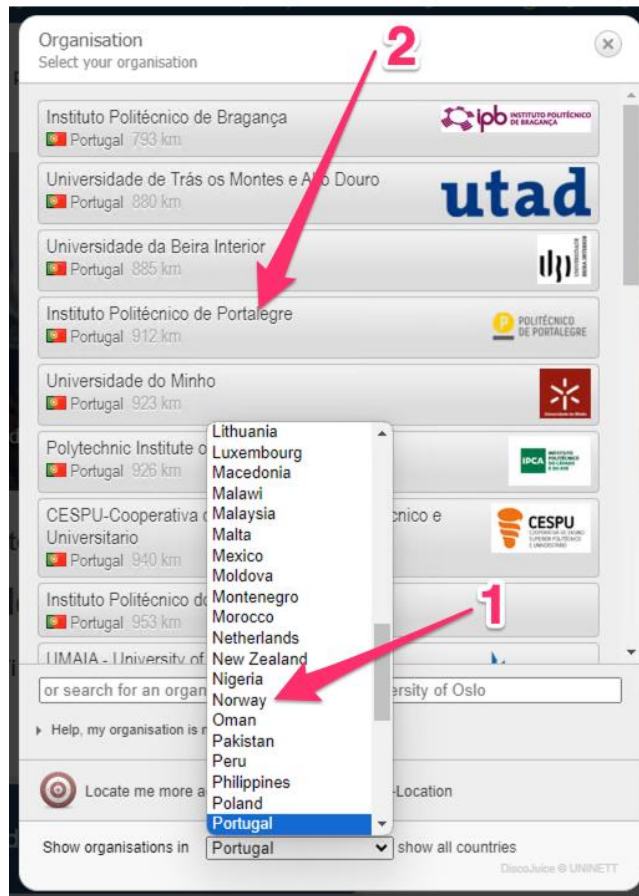
Some institutions publish **eduroam installers** that make the configuration easier to their users. You can check on <https://cat.eduroam.org/#> if your institution has published one as shown in the images below.

Welcome to eduroam CAT

## Connect your device to eduroam®

eduroam® provides access to thousands of Wi-Fi hotspots around the world, free of charge. [Learn more](#)

Click here to download your eduroam® installer



If your institution is listed, you can download the installer and follow the instructions to run it.

3. If your institution is **not** a member of the **eduroam initiative** and you are attending conferences or congresses at UdG, you will have already registered as an attendee at the event and you will have got access to the WiFi eduroam through that way.

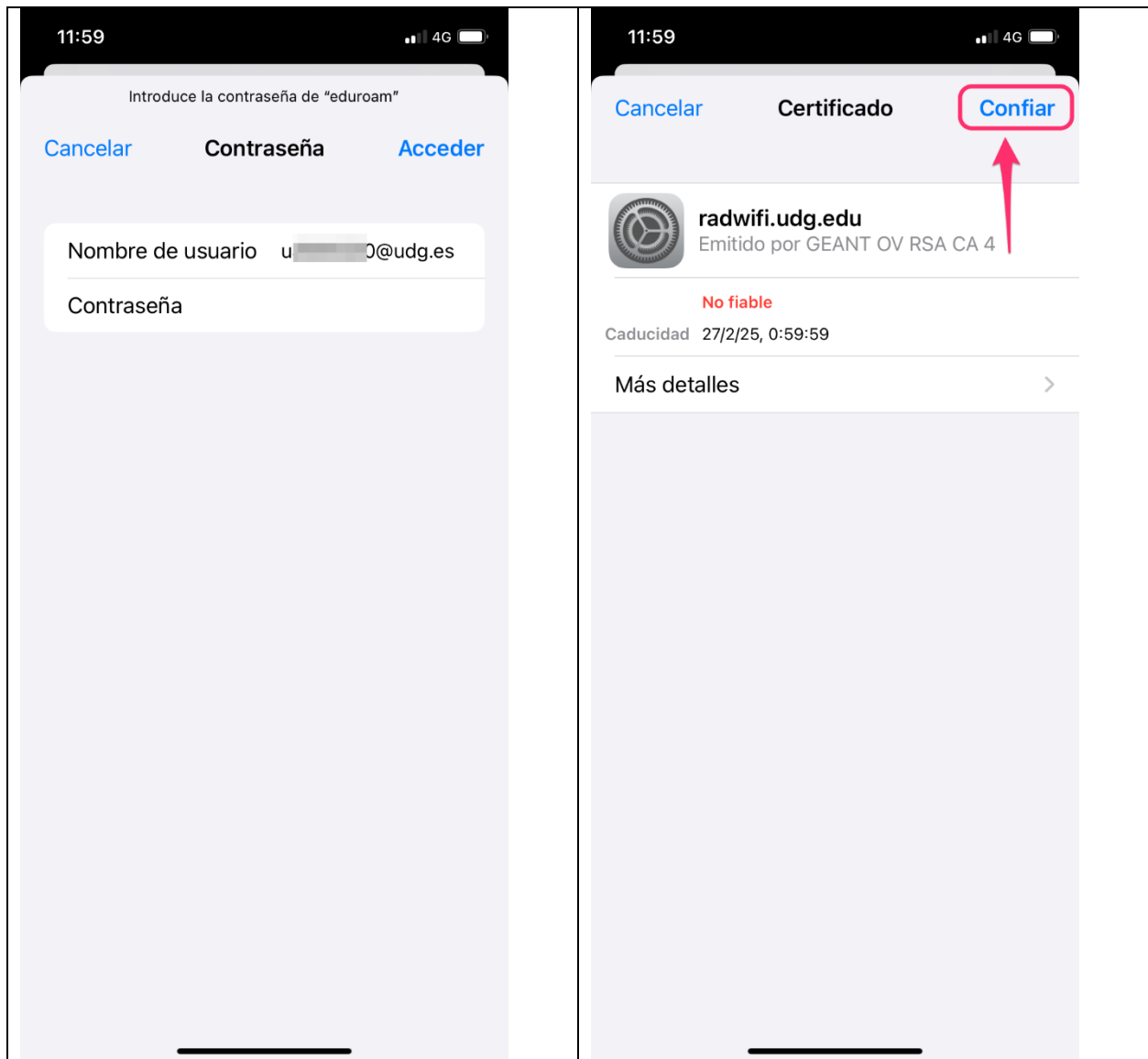
Once you have your user code and password, you will be able to configure the access to the UdG eduroam on your mobile or laptop.

Configure WiFi on your laptop/mobile phone with UdG credentials

SSID	eduroam
Access point authentication	WPA-Enterprise with TKIP or AES encryption
Username	username followed by "@udg.edu" Example: u1234567@udg.edu
Password	The password associated with the above username
EAP type	PEAP with MSCHAPv2

The way to configure **eduroam** will depend on the device and the operating system. Images for the most common systems follow.

# Iphone



## Android

12:15 4G 100 %

eduroam

Mètode EAP

PEAP

Autenticació de fase 2

MSCHAPV2

Certificat de CA

Confia des del primer ús

Identitat

u: [redacted]@udg.es

Identitat anònima

Contrasenya

.....

Mostra la contrasenya

D'ús mesurat

Detecta automàticament

Servidor intermediari

Cancel·la Connecta

Xarxes desades

12:17 4G 100 %

Aquesta xarxa és de confiança?

Permet que aquesta xarxa es connecti només si la informació següent sembla correcta.

Nom del servidor:  
radwifi.udg.edu

Nom de l'emissor:  
GEANT OV RSA CA 4

Organització:  
Universitat de Girona

Caducitat del certificat:  
27 de febr. 2025

Empremta digital SHA-256:  
FE:CF:70:3C:DE:07:CD:46:18:B4:9F:B4  
:93:3A:83:55:84:ED:CC:CA:36:80:A7:F  
9:9F:04:4E:21:D1:9F:67:E8

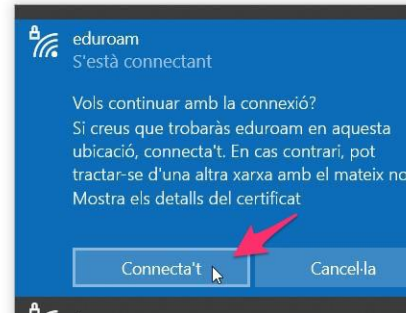
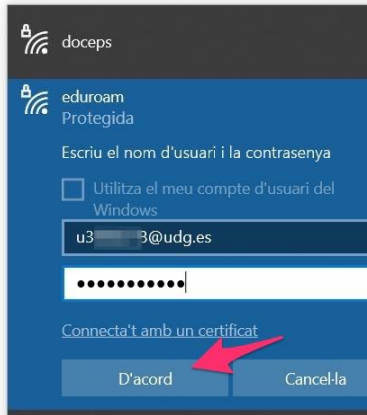
No, no et connectis Sí, connecta't

Preferències de xarxa

La Wi-Fi es torna a connectar automàticament

Xarxes desades

## Windows



## macOS

