

CONVOCATORIAS H2020-LEIT-NMBP 2018

ANÁLISIS CONVOCATORIAS 2014-2017 CONCLUSIONES PARA PROPUESTAS 2018



LUCÍA ÍÑIGO PAARMANN



@Lucialnigo_CDTI

19 OCTUBRE 2017

Elaboración: División Programas de I+D de la UE, CDTI
@CDTIoficial

Análisis RESULTADOS NMBP 2014-2017

**2.578 propuestas, 1.646 con presencia ES
(64%)**

485 coordinadas ES (19%)

417 proyectos, 285 con presencia ES (68%)

86 coordinados ES (20%)

**Tasa de éxito ES: razonable, algo más alta
que la media (17% vs. 16%)**

**294 M€ para entidades ES
2º puesto detrás de DE**

Análisis RESULTADOS NMBP 2014-2017

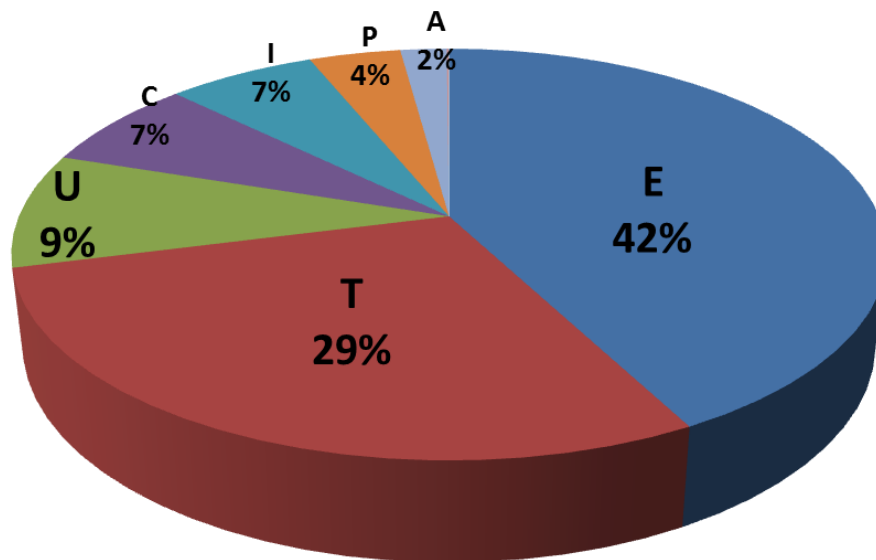
Área	Nº Activ.	Nº Activ. ES	Coord ES	%Coord	Subv. (M € ES)	% Retorno (UE)
Aplicaciones a Salud	26	18	10	38%	34,2	22,5%
Aplicaciones a Energía	14	17	6	35%	21,7	21,1%
Otras Aplicaciones	79	61	17	21%	64,4	14,4%
PILOT	35	30	10	29%	38,1	18,8%
Gobernanza	47	19	2	4%	12,5	7,0%
Biotecnología	24	15	6	25%	20,8	13,4%
EEB - Edificios Energéticamente Eficientes	53	40	9	17%	39,9	17,1%
FOF -Fábricas del Futuro	113	81	23	20%	67,8	13,4%
SPIRE - Procesos Sostenibles	62	41	14	23%	39,7	12,8%
TOTAL NMBP (≠ suma)	417	285	86	21%	294,2	14,4%

H2020– NMBP - Resultados 2014-2017

294 M€ → 14,4% UE-28

👁️ Cierta aumento de participación industrial, aunque **la coordinación se reparte**

NMBP 2014-2017



Participación en proyectos por tipo de entidad:

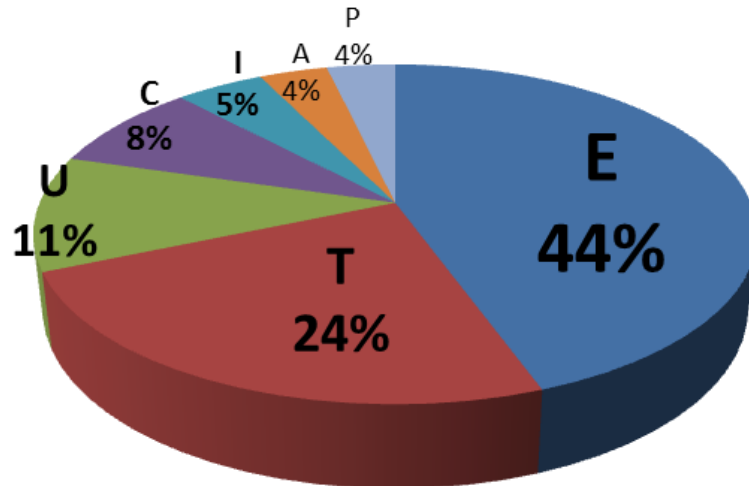
- E** – Empresa
- T** – Centro Tecnológico
- U** – Universidad
- C** – Centro Público de Investigación
- I** – Asociación de Investigación

Análisis RESULTADOS NMBP 2014-2017

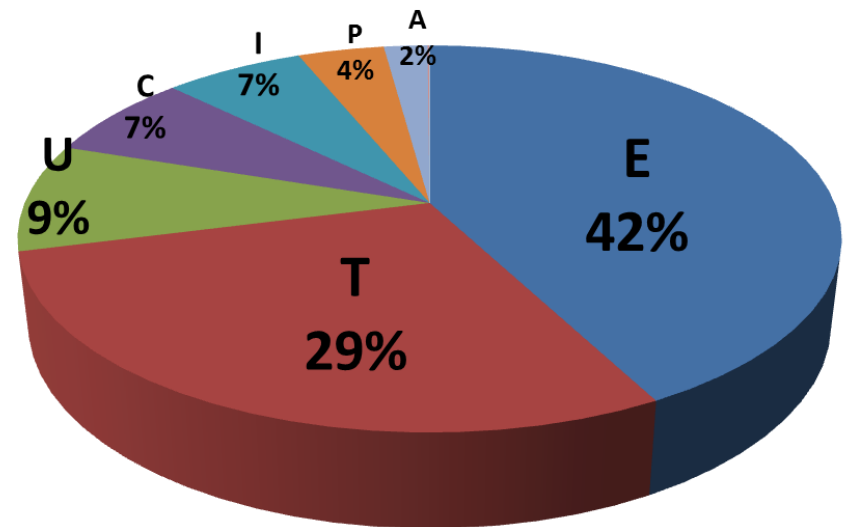
Participación en proyectos por tipo de entidad ES:

Liderazgo Industrial vs. Coordinación de proyectos

NMBP 2017



NMBP 2014-2017



Análisis RESULTADOS NMBP 2014-2017

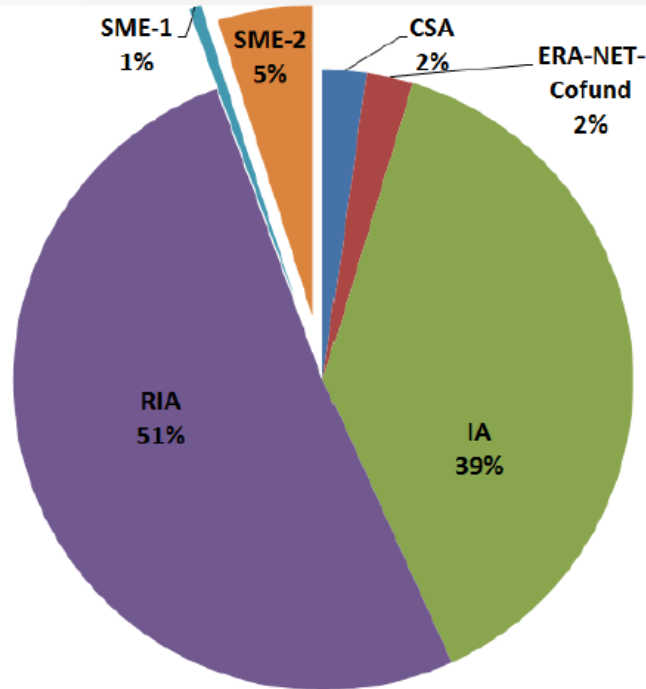
	FP7	Horizon 2020	EeB	FoF	SPIRE
% of funds to private for-profit (PRC)	25	28	53	53	50
% of funds to SMEs	15	24	31	30	26
% of funds to top 10 beneficiaries	8	10	14	15	15
% of funds to top 50 beneficiaries	20	22	37	35	36
% to top 5 countries	58	58	62	67	57
% funding to EU13	4	4	9	4	5
% of non-members in the participations	-/-	-/-	75	77	73
% of non-members receiving EU funding	-/-	-/-	70	77	71
% of SMEs in participations	-/-	-/-	>33	>35	>27

<https://publications.europa.eu/en/publication-detail/-/publication/6de81abe-a71c-11e7-837e-01aa75ed71a1/language-en/format-PDF/source-43545151>

Análisis RESULTADOS NMBP 2014-2016



LEIT NMBP IMPLEMENTATION - STATE OF PLAY



Type of Action	Nr of Projects	Total Cost	Project Requested EC Contribution
CSA	39	35.8	33.4
ERA-NET-Cofund	4	124.9	36.8
IA	95	725	581.6
RIA	133	824.4	772.4
SME-1	194	13.9	9.7
SME-2	49	106.6	74.5
Total	514	1830.6	1508.5

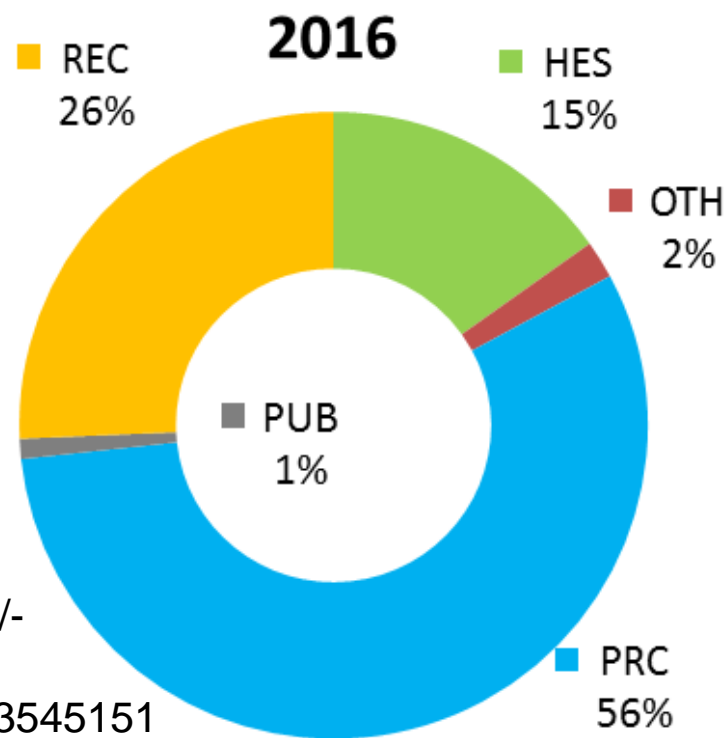
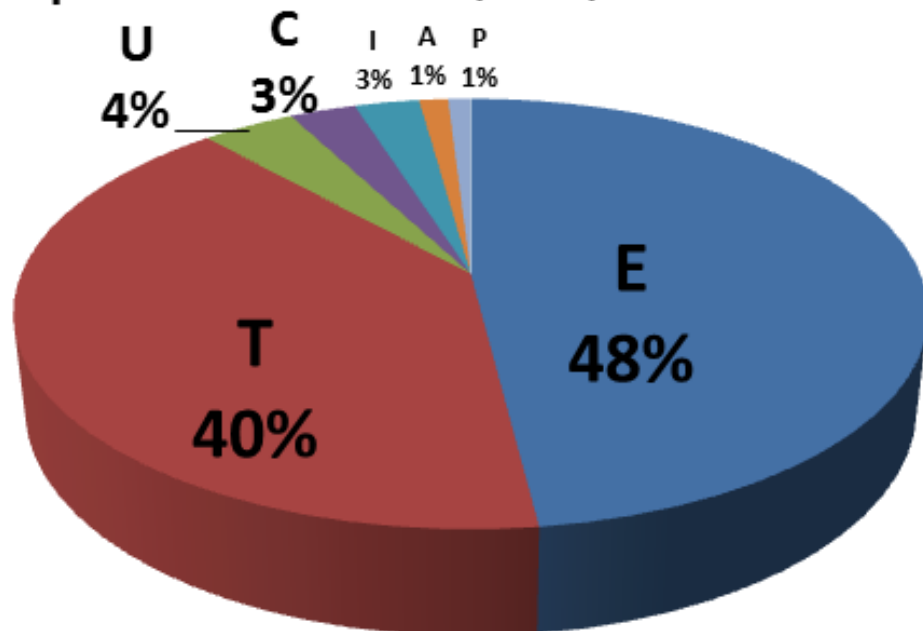
94% of funding for collaborative projects

33% for SMEs (above the legal target of 20%!)

[https://ec.europa.eu/research/evaluations/pdf/archive/h2020_evaluations/swd\(2017\)221-annex-2-interim_evaluation-h2020.pdf#view=fit&pagemode=none](https://ec.europa.eu/research/evaluations/pdf/archive/h2020_evaluations/swd(2017)221-annex-2-interim_evaluation-h2020.pdf#view=fit&pagemode=none)

Análisis RESULTADOS cPPPs 2016

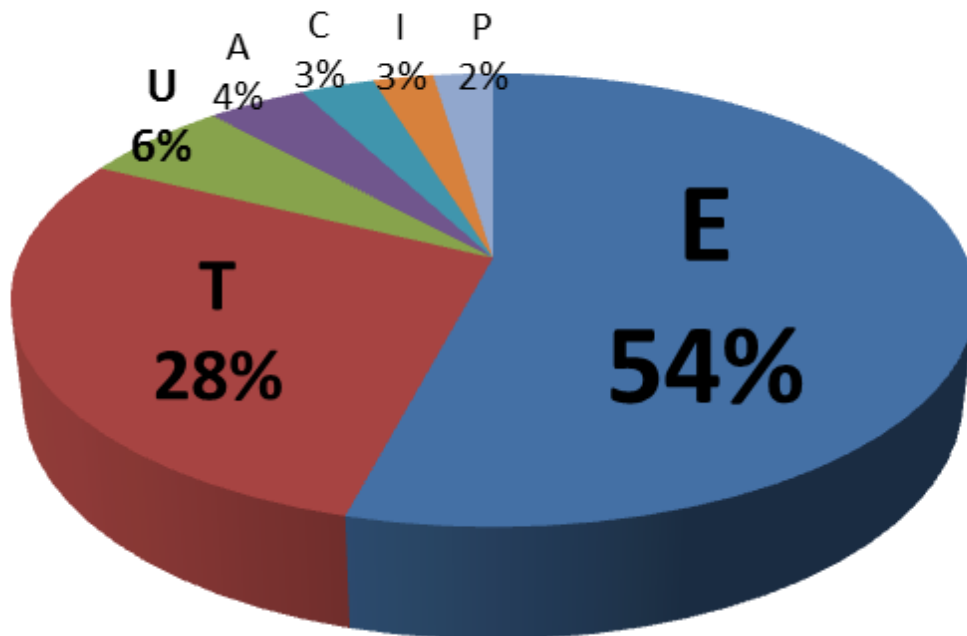
Tipos de Entidad FoF, EeB, SPIRE 2016 ES



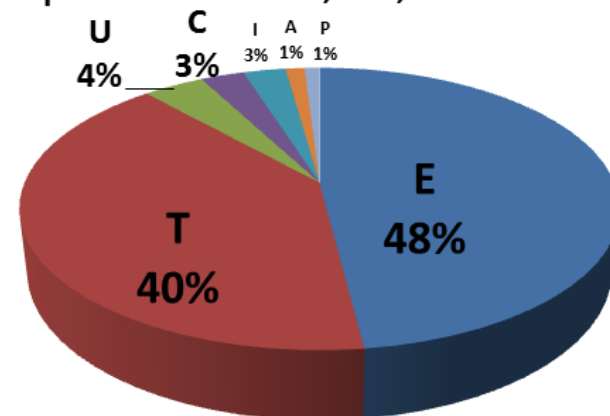
<https://publications.europa.eu/en/publication-detail/-/publication/6de81abe-a71c-11e7-837e-01aa75ed71a1/language-en/format-PDF/source-43545151>

Análisis RESULTADOS cPPPs 2017

NMBP cPPPs 2017



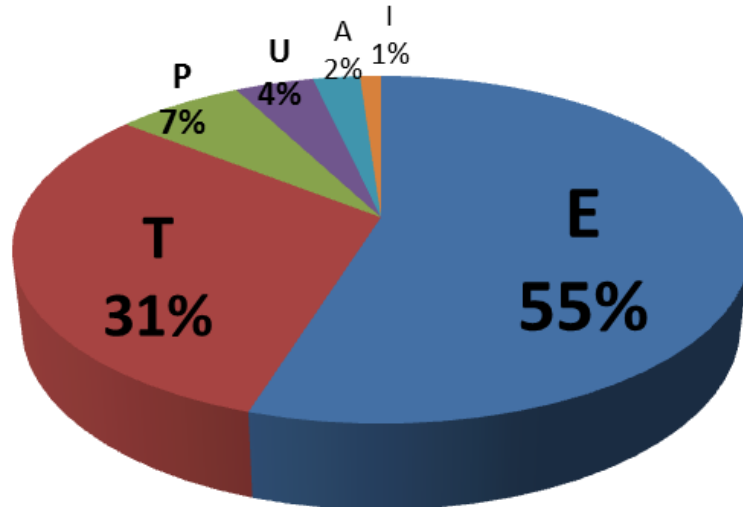
Tipos de Entidad FoF, EeB, SPIRE 2016 ES



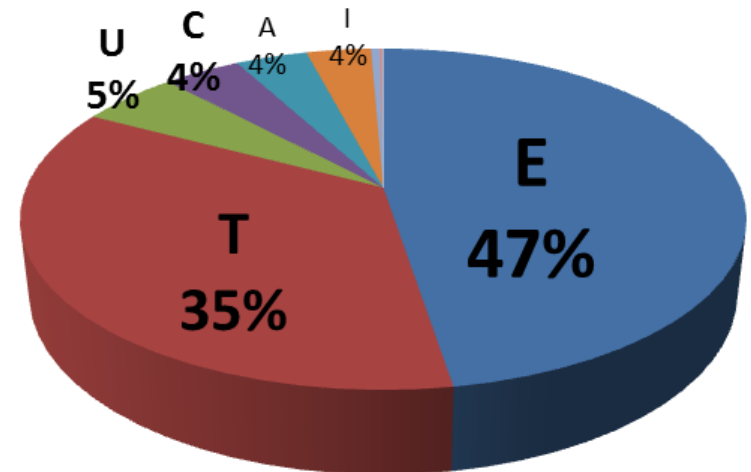
Análisis RESULTADOS ES NMBP 2014-2017

cPPP: EeB, FoF, SPIRE

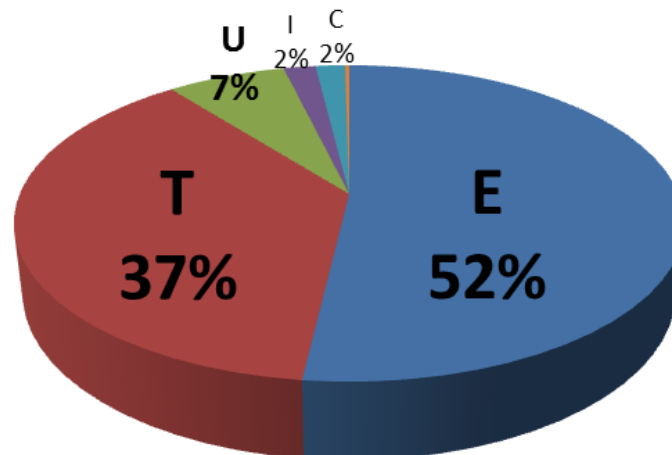
EeB 2014-17 ES



FoF 2014-17 ES



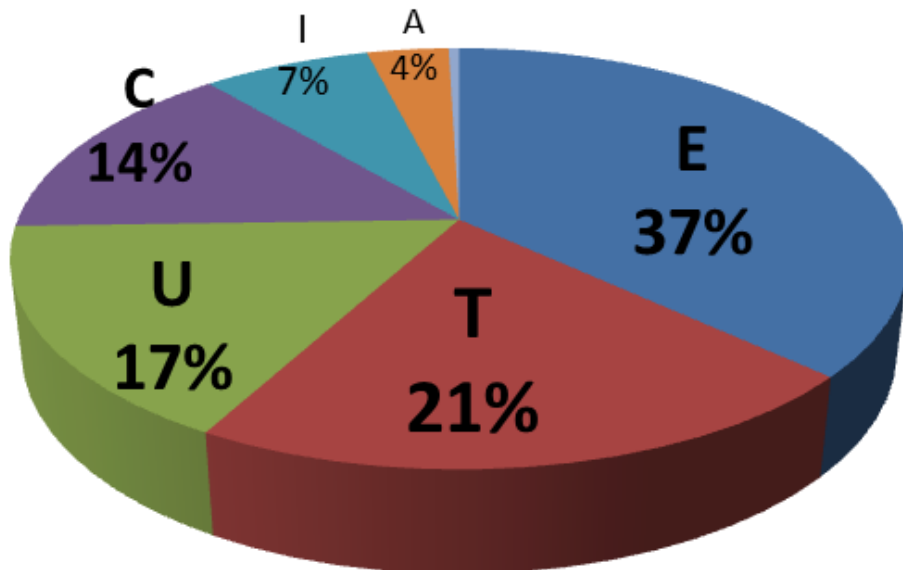
SPIRE 2014-17 ES



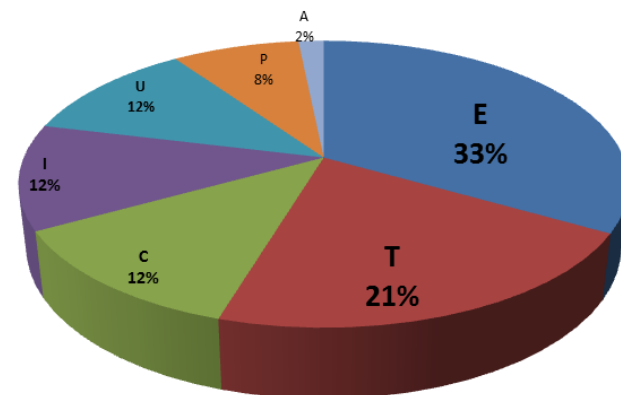
Análisis RESULTADOS ES NMBP 2014-2016

NMBP (NMP+PILOT+BIOTEC+CSA)

NMBP sin cPPP 2014-2017 ES



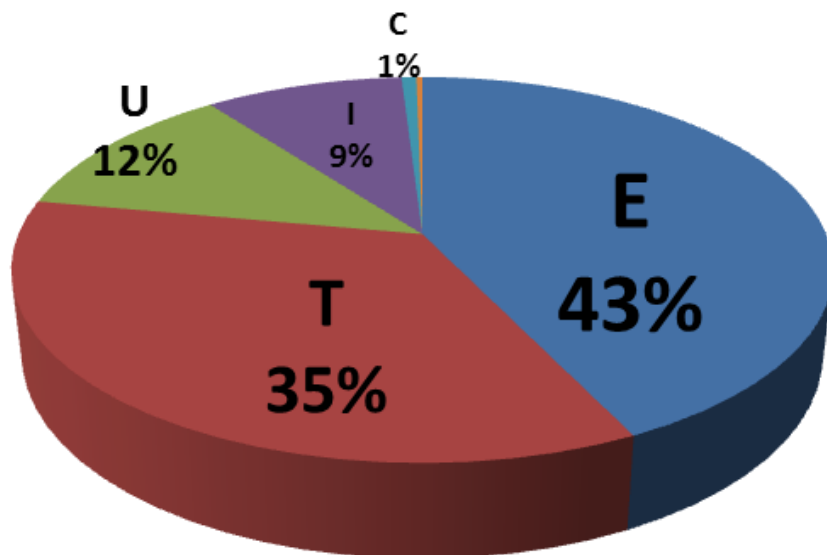
NMBP 14-16 ES



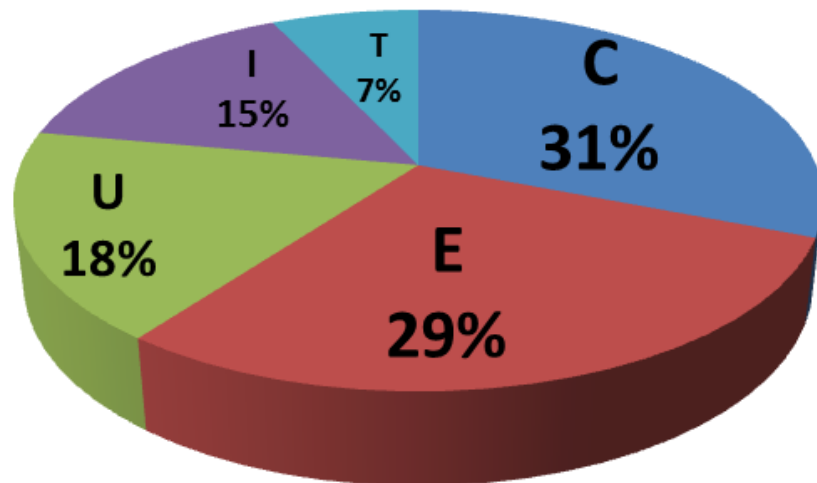
Análisis RESULTADOS NMBP 2014-2017

NMBP: PILOT y BIOTEC

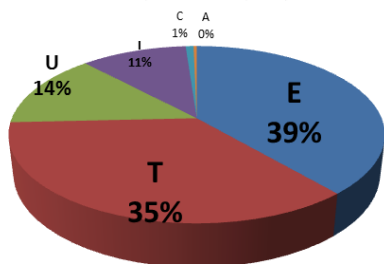
PILOT 2014-2017 ES



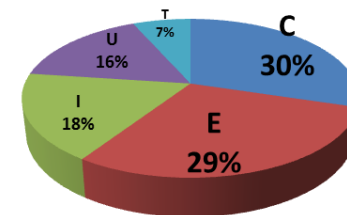
BIOTEC 2014-2017 ES



PILOT 14-16 ES



BIOTEC 14-16 ES



Conclusiones de cara a NMBP-2018

El mensaje “de la investigación al mercado” se ha materializado en la forma de evaluar



“R&I are crucial to boosting the growth and job creation that EU so desperately needs”

“Maximizing the value added and impact of Horizon 2020, **ensuring effective use** and dissemination of **project results**. This should also support and enrich policy-making at national and EU level”



Conclusiones de cara a NMBP-2018

“de la investigación al mercado...”

- Baseline for impact to be defined in proposal
→ **Ojo a la intro y al topic**
- Open Innovation Test Beds extend the concept of pilot lines → **Sostenibilidad**
- Piloting 50% funding rate to increase industrial leverage → **TRL 7, inversión industrial**
- Fewer topics per year, more budget per topic, to tackle oversubscription → **Paneles más heterogéneos, ojo implementación**



Requisitos Especiales

Anexo 5 – INTRO LEIT

For TRLs 6-7, a credible strategy to achieve future full-scale manufacturing in Europe is expected, indicating the commitments of the industrial partners after the end of the project (including financial commitments). In the case of demonstrators and pilot lines, the planned use and expected impact from using the final installation should be considered.

6. Business cases and exploitation strategies for industrialisation

The business case should demonstrate the expected impact of the proposal in terms of enhanced market opportunities and manufacturing capacities for European enterprises, and thus growth and jobs in Europe, in the short to medium term. It should describe the **targeted market, in terms of targeted sectors; estimated size in Europe and globally; user and customer needs**; and demonstrate that the solutions will **match the market and user needs in a cost-effective manner**; and describe the **expected market position and competitive advantage**.



Personas de Contacto NMBP:

***Leadership in Enabling and Industrial Technologies
(LEIT): NMBP***

NMBP:

Nieves González: NCP NMP - nieves.gonzalez@cdti.es

Carlos León: NCP NMP - carlos.leon@fis.ucm.es

Marta Conde: NCP BioTech- marta.conde@cdti.es

Lucía Íñigo: Representante NMBP- lucia.inigo@cdti.es

<http://eshorizonte2020.es/>



@eshorizonte2020
@CDTIoficial



**Consultas generales sobre I+D+i y el
Programa Marco:**


<http://www.cdti.es/pidi>

Tel. 902 34 74 34

HORIZON 2020

THE FRAMEWORK PROGRAMME FOR RESEARCH AND INNOVATION

#H2020 #NMBP
1.700M€ EN 417 PROYECTOS
~12.000 BENEFICIARIOS



¿ERES EL PRÓXIMO?

Lucía Íñigo Paarmann (lucia.inigo@cdti.es)
División Programas de la UE - Dpto. Liderazgo Industrial
Dirección de Programas Internacionales

 @Lucialnigo_CDTI

 profile

es.linkedin.com/in/linigopaarmann/